

## Using OverDrive eBooks on your Computer (PDF, EPUB)

### Process:

1. Register for an Adobe ID (required to transfer/access eBooks on any portable device or ereader)
2. Download Adobe Digital Editions software to your computer and authorise it with your Adobe ID
3. Find the eBook you want on the library website
4. Checkout
5. Download

**Optional Step 6.** Transfer eBooks to an eBook reader (Kobo, Sony etc. **Please note:** download to Kindle is not supported at this time. )

---

## 1. Register for an Adobe ID

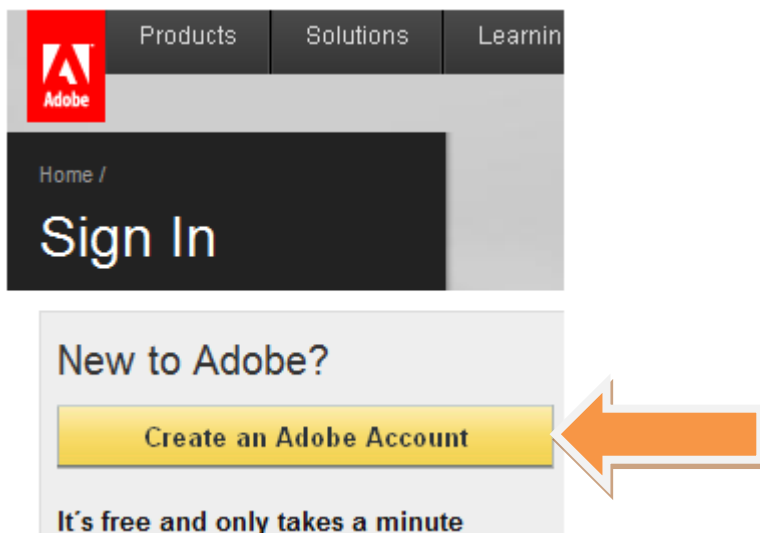
(Required to transfer books from your PC to any portable device or ereader)

### Do you have an existing Adobe ID?

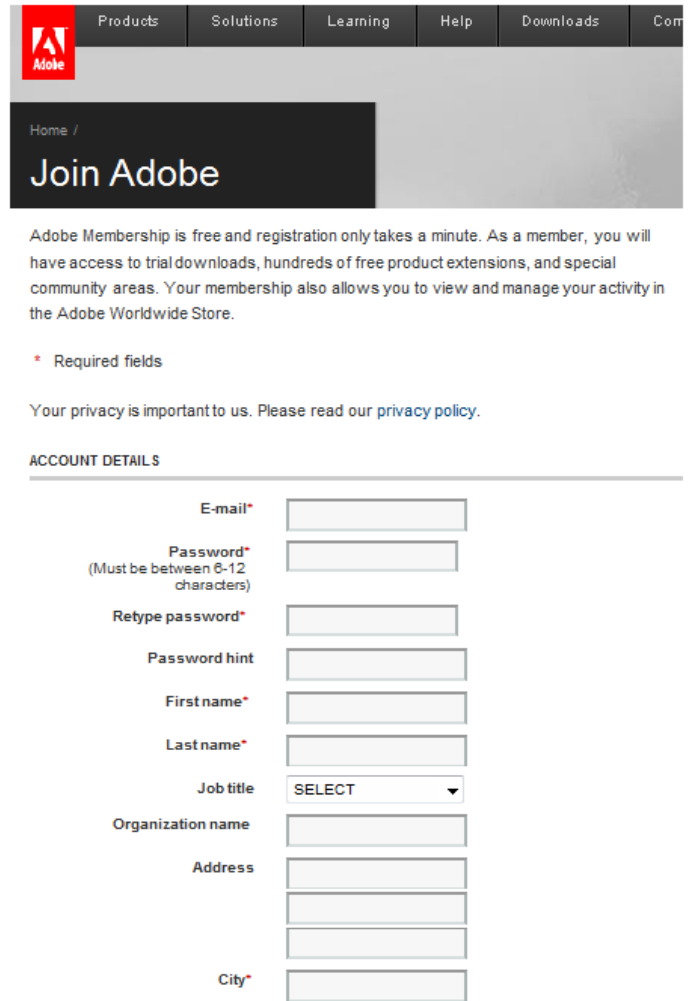
**If not** start here with “Create an Adobe Account”

**If yes** go to “. 2. Download and install Adobe Digital Editions to your computer”

1. Visit <http://www.adobe.com>
2. Click on ‘Create an Adobe Account’



3. Fill in the registration details.

[Products](#) | [Solutions](#) | [Learning](#) | [Help](#) | [Downloads](#) | [Com](#)

Home / **Join Adobe**

Adobe Membership is free and registration only takes a minute. As a member, you will have access to trial downloads, hundreds of free product extensions, and special community areas. Your membership also allows you to view and manage your activity in the Adobe Worldwide Store.

\* Required fields

Your privacy is important to us. Please read our [privacy policy](#).

**ACCOUNT DETAILS**

E-mail\*

Password\*  
(Must be between 6-12 characters)

Retype password\*

Password hint

First name\*

Last name\*

Job title

Organization name

Address

City\*

4. Adobe will confirm your registration immediately and log you into your new Adobe account where you can go back later and reset your adobe ID and password if required



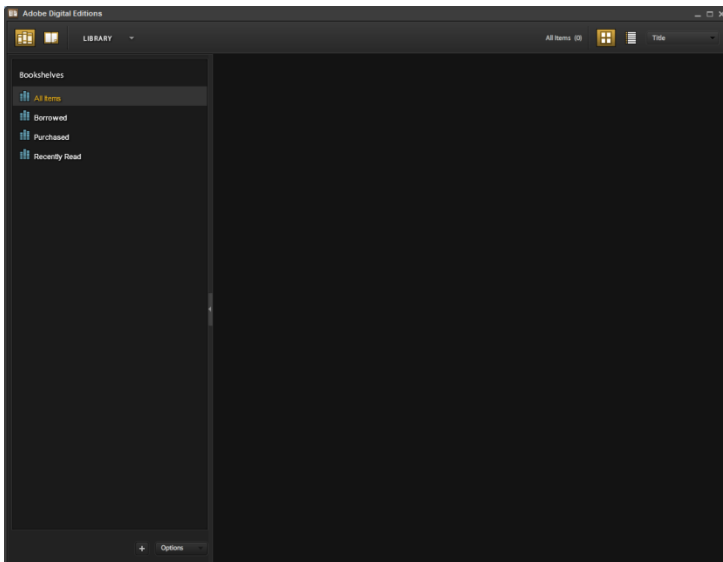
**My information**

Set your Adobe ID and password, profile information, and payment options.

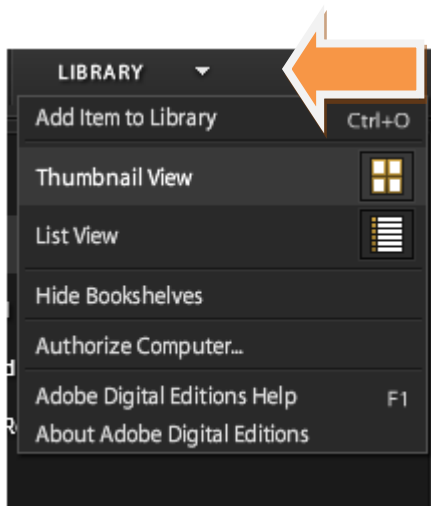
## 2. Download and install Adobe Digital Editions to your computer

\*Required to download e-books

1. To download, visit <http://www.adobe.com/products/digitaleditions>
2. Click on the “Launch” button



Once downloaded and opened, Adobe Digital Editions looks like this



4. Click on the ‘Library’ button at the top of the screen, and select ‘Authorise Computer’



5. Type in your Adobe ID and Password.  
This is the email address and password you selected when creating your Adobe account

6. Your computer is now authorised to your personal Adobe ID. You can now transfer books from your PC to other devices.

### 3. Find an eBook to borrow

1. Go to <http://ebooks.adelaidecitycouncil.com>
2. Search for an eBook. There are several ways to search..

**Quick Search**

Title, Author, Subject... Q

All

eBooks

Audiobooks

Only Available Copies

[Advanced Search](#)

---

**Collections**

[New eBooks](#)

[Recently Returned](#)

[Most Popular](#)

[All Subjects](#)

[All Audiobooks](#)

[All eBooks](#)






Quick Search or Collections option on the left of the screen, or





Select a book cover from the front page

**New eBooks** [complete list...](#)




**Recently Returned** [complete list...](#)



## 4. Checkout (borrow) the book




1. Click **Add to cart** for the item you would like. The item will stay in the cart for 30 minutes before it is returned to the collection




**A Thousand Splendid Suns**  
 by Khaled Hosseini

Subject(s): [Fiction](#) [Literature](#)

Available copies: 1  
 Library copies: 1


Share this title:  




Average rating:  
  
 Sign in & rate this title.

Add to Wish List

Format:  
 Adobe EPUB eBook

[Add to Cart](#)



2. Scroll down the page and click **Proceed to Checkout**

### My Cart

Please note: Titles added to your Cart will remain there for 30 minutes before they are returned to the library's collection. Please be sure to complete your checkout within this timeframe to avoid losing access to these title(s).

#### A Thousand Splendid Suns

Lending period: 7 days

Adobe EPUB eBook [Remove](#)

Use on: eBook-compatible computers & devices

[Continue Browsing](#)

[Proceed to Checkout](#)



3. Type your **library card number** and **PIN**

### Sign In

To sign in, please enter your library card number and personal identification number (PIN) below.

Library card number

PIN

[Sign In](#)

4. Select the **lending period**, and then click **confirm checkout**

**Check Out**

Please review and confirm the selections before proceeding with check out.

**A Thousand Splendid Suns**

Lending period: 21 day checkout

Adobe EPUB eBook

Use on: eBook-compatible computers & devices

Remove



**My e-Book Account Notes:**

Maximum checkouts allowed at one time on my library card: 4

Current number of titles checked out: 3

Checkouts remaining after this checkout: 0

Confirm Check Out




The book is now checked out to your account for the borrowing period you selected. To be able to read it, you now need to download it

**5. Download the book**

1. Click Download. Then click Open, if prompted (Adobe Digital Editions should open automatically and the

**Download**



**A Thousand Splendid Suns**  
Adobe EPUB eBook (587 kb)

Checked out on: 17 Oct 2011

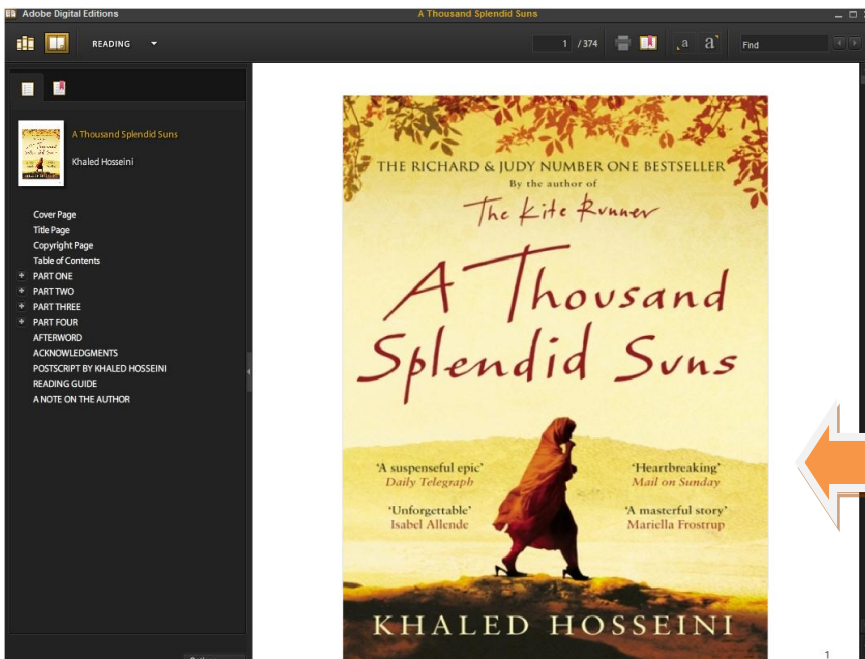
Expires on: 24 Oct 2011

Download

Click here to download the software needed to use this Adobe EPUB eBook title.



file will download).



**6. Start Reading!**

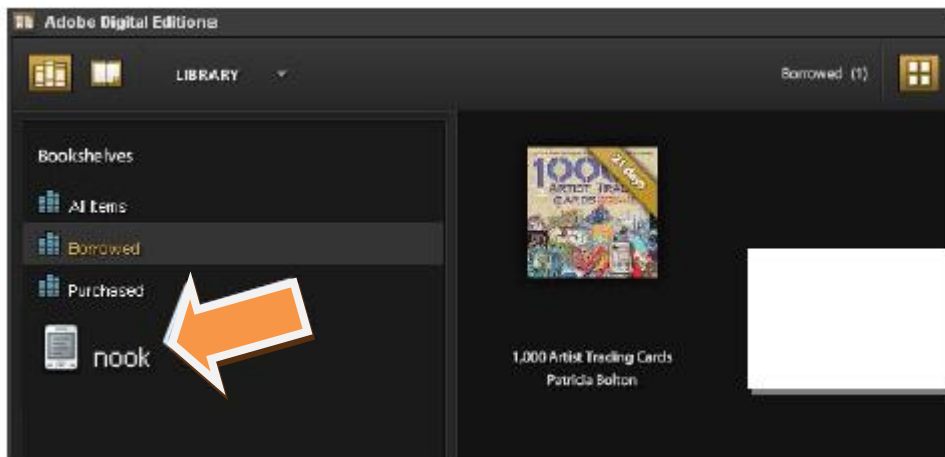


Optional Step.....

## 7. Transfer eBooks to an eBook reader

(Kobo, Sony, Nook etc. **Please note:** download to Kindle is not supported at this time. )

1. Close Adobe Digital Editions on your computer before plugging your device into your computer.
2. Plug in your device into your computer, and reopen Adobe Digital Editions.
3. The Adobe Digital Editions "Authorize Device" window will pop up. Click Authorize Device and enter your Adobe ID.
4. Adobe Digital Editions will now recognize your device, and will list it within the "Bookshelves" area of the Adobe Digital Editions window. Look for your device.



5. To move the eBook onto your device, simply drag and drop the book to your device.
6. Disconnect your device from your PC
7. Start reading!!

Need help? Visit [adelaidecitycouncil.com/library/ebooks](http://adelaidecitycouncil.com/library/ebooks)