


City Parking and You



INDEX

INTRODUCTION	3
U-PARK CITY CAR PARKS	4
NEW SIGNS THAT ARE CLEARER	4
COMMON SIGNS	4
NO STOPPING	4
NO PARKING	5
BUS ZONE	6
LOADING ZONE	6
PERMIT ZONE	9
DISABLED SYMBOL	9
PERMISSIVE PARKING ZONE	9
TIME LIMIT PARKING ZONE	9
TICKET PARKING	10
TEMPORARY PARKING	11
MULTIPLE SIGNS	11
ROAD MARKINGS	11
PARALLEL PARKING	11
MOTOR CYCLE PARKING	12
ANGLE PARKING	12
WHERE NOT TO PARK	12
FURTHER OFFENCE	14
VEHICLE MOVEMENT	14
WHEN THE OWNER IS NOT THE DRIVER	14
WHAT ABOUT AT NIGHT AND WEEKENDS?	15
RUNDLE MALL AND JAMES PLACE	15
RUNDLE ROAD	15
HOSPITALS AND PARKING	15
GENERAL INFORMATION	16
HOW WELL DO YOU KNOW THE AUSTRALIAN ROAD RULES	17

INTRODUCTION

The Adelaide City Council has many on-street parking facilities located throughout the City to cater for the needs of the motoring public.

The on-street parking controls are designed to maximise the use of the available space and to give, in as fair a way as possible, some degree of reasonable parking facilities to the majority of motorists.

The Council endeavours to provide parking controls for the sometimes conflicting requirements of businesses, visitors, residents and traffic management.

Within South Australia parking is controlled by the combination of the Australian Road Rules 1999, the Road Traffic Act 1961 and Regulations made under that Act.

This information has been produced to assist you, the motorist, to understand these parking controls and to help you to make the most suitable parking arrangements when visiting the City.

This is Council's interpretation of the Legislation and is intended only for information and not as legal advice.

For further advice and assistance contact the Adelaide City Council Customer Centre on 8203 7203 and speak to one of our customer service staff or parking and information officers.

U-PARK CITY CAR PARKS



The Adelaide City Council has a network of car parks offering flexible services tailored to commuter needs, including "early-bird", casual and reserved parking. Please click on the following link to view UPark information:

<http://upark.com.au>

SIGNS THAT ARE EASIER TO READ

Parking control signs have been introduced Australia wide which must comply with the Australian Standard. These signs have symbols instead of words, and the larger letters and numbers indicate the times and days parking limits apply. These signs are designed to be easily read while a vehicle is moving. While this signage is still being phased in, old signs still apply and must be observed. Throughout this information only the new signs will be shown.

Roadside trees may obscure signage so it is always advisable to look carefully for parking information signs before leaving your vehicle. If you wish to report signs which are difficult to see, please phone the Adelaide City Council Customer Centre on 8203 7203.



COMMON SIGNS



NO STOPPING: The NO STOPPING symbol means you are not permitted to stop unless traffic conditions require it (e.g. in a queue of traffic). These zones are created mainly for road safety.

During peak traffic periods NO STOPPING signs apply in some ticket and other parking areas. It is the responsibility of the motorist to comply with the signs during these hours.

NOTE: The Supreme Court of South Australia has decided that driving a vehicle backwards and forwards in a No Stopping Zone while waiting (e.g. to pick up a passenger) amounts to "STOPPING".



NO PARKING: The NO PARKING symbol means you may stop for a maximum of two minutes. The driver must be in attendance and not more than three metres from the vehicle.

Some No Parking signs do not apply for certain vehicles (e.g. emergency services). In these cases the excepted vehicles may stop for an unlimited period.

To assist clearly marked taxis, couriers, delivery and service vehicles to support businesses in the city, Council has introduced the following guidelines:

Clearly marked taxis, couriers, delivery and service vehicles are permitted to utilise '**No Parking**' zones while picking up or dropping off passengers, or loading or unloading, for a **maximum** of 30 minutes.

These vehicles **must** have a business name, company name or courier sign that is:

- placed on both sides of the motor vehicle body (with or without other words or symbols)
- for motorcycles, placed on both sides of the rear; and
- has letters at least 50mm high which can be read from a distance of 5 metres.

Permanent adhesive signs are permitted. Signs placed on windows or roof racks are not acceptable.

COMMON SIGNS



BUS ZONE: A vehicle must not park in a BUS ZONE within the Adelaide City Council area unless the vehicle is a public bus.


NOTE: "Public Bus" is a bus engaged in regular passenger services under Passenger Transport Act 1994.



LOADING ZONE: A vehicle must not be parked in a LOADING ZONE unless:-

- (a) The vehicle is a Commercial Vehicle that is dropping off or picking up goods and the vehicle is parked for no longer than such time as is necessary to complete the loading or unloading (but in any event for no longer than 30 minutes);
- (b) In the case of any other vehicle:- the vehicle is dropping off or picking up goods that are difficult to handle because of weight or size and the vehicle is parked for no longer than such time indicated on the signs;
- (c) The vehicle is a public bus that is dropping off or picking up passengers;
- (d) The vehicle is a taxi dropping off or (having been hailed or summoned for that purpose) picking up passengers, provided the driver does not leave the taxi unattended (i.e. the driver leaves the taxi and is over 3 metres from the nearest point of the taxi).

NOTE: "Commercial Vehicle" means a motor vehicle constructed solely or mainly for the carriage of goods and includes a vehicle commonly called a utility, but does not include a station wagon or station sedan.



The times that Loading Zones operate are similar to Parking Zones, i.e. they may cease to operate during peak traffic periods or change to No Parking, No Stopping or Bus Zones.

Here are some examples of vehicles which are entitled to be parked for a maximum of 30 minutes in Loading Zones -

1. Any sized truck -



2. A utility -



3. A panel van –



4. A 'tray top' or 'flat bed' utility-



Here are some examples of vehicles that are only entitled to a maximum of 10 minutes in Loading Zones -

1. A sedan -



2. A station wagon -



3. Any other vehicle which is classified as a station wagon by Transport SA is restricted to 10 minutes maximum regardless of the purpose for which it is used, for example –

1. Any four wheel drive -



2. Any 'people mover' vehicle -



3. Any small recreation vehicle –



Vehicles are classified by the category shown on the vehicle's registration label. Therefore, even if you register a station wagon as a 'commercial vehicle' for insurance purposes, it is still classified as a non-commercial vehicle for the purposes of the parking legislation.

COMMON SIGNS



PERMIT ZONE: This area is only for vehicles correctly displaying a valid permit issued or recognised by the Council for that zone.

NOTE: Holders of a disabled person's permit are NOT entitled to park in a Permit Zone unless the sign is accompanied by a disabled person's symbol.



ONLY

DISABLED SYMBOL: The DISABLED PERSON'S symbol is also displayed in car parks and means that only vehicles displaying a current Disabled Person's parking Permit issued under Part 3D of Motor Vehicles Act 1959 and driven by or carrying the disabled person may use the parking space. These spaces are located near the lifts in all Adelaide City Council U-Park car parks.

Enquiries about disabled person's concessions for these car parks may be made by telephone 8203 7203 or calling at the Customer Centre, 25 Pirie Street, Adelaide.

NOTE: The holder of a Disabled Person's parking Permit must comply with all parking conditions. Where a concession applies, it is referred to in the appropriate section of this guide.



PERMISSIVE PARKING ZONE: The PERMISSIVE PARKING sign allows you to park a vehicle as long as you obey any restrictions on the sign.

The 'P' symbol alone means there is no time limit in that Permissive Parking Area.

NOTE: The letter 'P' symbol may however be used in off-street car parks where a specified time or other conditions apply.



TIME LIMIT PARKING ZONE: A TIME LIMIT may be stated on Permissive Parking signs. This enables anyone to use the available parking space for a set period instead of one vehicle parking for a maximum period of 24 hours (all day). The limited time is shown by a number beside the letter 'P' symbol (e.g. '1P' means one hour parking; ½'P' means half hour parking). Where the limit is very short (e.g. 10 minutes) the word MINUTE is shown with the number.

Holders of a Disabled Person's parking Permit are allowed certain concessions

- If the time limit on the parking sign is less than 30 minutes, the time limit for a disability parking permit holder will be 30 minutes; or
- If the time limit on the sign is 30 minutes or more but 1 hour or less, the time limit for a disability parking permit holder will be two hours; or
- If the time limit on the sign is more than 1 hour, the time limit for a disability parking permit holder will be twice the period indicated on the sign.

Disabled Person's parking Permits do not provide any concession or exemption in zones in which parking is prohibited, including Taxi Zones, Bus Zones and No Parking Zones.


COMMON SIGNS



TICKET PARKING: Parking by purchase of a TICKET from a PARKING TICKET VENDING MACHINE is used for street parking and some car parks. These machines are less likely to be vandalised and reduce the visual pollution created by meters.

Parking tickets must be displayed on the passenger side (i.e. side nearest the kerb) inside the windscreen of the parked vehicle, or if the vehicle does not have a windscreen, in some other prominent position. The ticket must be clearly visible from the footpath. Any instructions on the sign, meter, ticket or parking ticket-vending machine must be obeyed.

Drivers should always carry sufficient change for the machines. Drivers are not allowed to park their vehicles while seeking change from nearby stores or other outlets. Acceptable coins are indicated on the instruction panel and may vary between machines. No change is given.



The expiry time of the ticket is displayed on the visual display panel as each coin is inserted. If sufficient time has been purchased the GREEN BUTTON should then be pressed. Over payment will not give additional time.

If a coin fails to register, the BLACK BUTTON which is marked 'CANCEL' should be pressed for a total refund and the process repeated. If an overpayment has been made the machine gives you the option to either Accept, by pressing the GREEN BUTTON or Reject, by pressing the BLACK BUTTON which is marked 'CANCEL' for your money to be returned.

A ticket may only be purchased from the machine allocated to your particular zone (different zones have different time limits).

Where time limits apply it is an offence to park your vehicle beyond the specified time limit even if further tickets are purchased. Should more than one ticket be purchased within the specified time limit, then each ticket should be displayed.

NOTE:

- If the time limit on the parking sign is less than 30 minutes, the time limit for a disability parking permit holder will be 30 minutes; or
- If the time limit on the sign is 30 minutes or more but 1 hour or less, the time limit for a disability parking permit holder will be two hours; or
- If the time limit on the sign is more than 1 hour, the time limit for a disability parking permit holder will be twice the period indicated on the sign.
- They are not required to purchase and display a ticket when parking in the Adelaide City Council area.

COMMON SIGNS



TEMPORARY PARKING CONTROL signs are used when temporary conditions are necessary (e.g. parades or roadworks). These signs will override any other signs in the area. No changes to any existing road markings occurs.



MULTIPLE SIGNS state different restrictions or conditions which apply at certain times of the day or night. All restrictions or conditions are located on the same panel. Each section must be read in conjunction with the other sections.

NOTE: Occasionally sign posted zones are interrupted by driveways, entrances, laneways or fire hydrants/plugs. Additional signs or road markings are not required under the legislation and are only installed if the zone is of sufficient length to warrant their placement. Motorists have a responsibility when parking to check for these items as well as any restrictions or conditions on both parking control signs and/or road markings that apply to the zone.

ROAD MARKINGS

Lines may be painted on roads to emphasise restrictions or conditions as stated on parking control signs.

Where parking bays are marked in car parks or on the road surface, parking is only permitted completely within these bays.

Certain areas have mandatory restrictions and must be kept permanently clear of stationary vehicles. No signage is necessary for these areas, however, solid yellow 'No Stopping' road markings may be placed on the road to remind the public (e.g. at traffic lights). These have the same effect as if the area had signs stating 'No Stopping Zone'.

Where signs are present to indicate a restriction or requirement, they take precedence over any road markings which may be present.

PARALLEL PARKING

All vehicles must be parked parallel to the kerb UNLESS the signs and/or road markings indicate angle parking is required.

All parallel parked vehicles must face the same direction as the moving traffic on that side of the road – this is called 'the lawful direction'. To ensure a clear passage for moving traffic, parallel parked vehicles (other than motor cycles) must have both kerbside wheels as close as practicable to the kerb.

MOTOR CYCLE PARKING

When parallel parking at least one wheel must be as near as practicable to the kerb.

When angle parking is indicated a motor cycle must park within the bay with either wheel as close as possible to the kerb.

ANGLE PARKING


Vehicles must park at the angle shown on the sign or lines painted on the road. In 45° or 60° spaces the front wheel must be as close as possible to the kerb. When the angle is 90° the vehicle may be parked facing either direction.

VEHICLES MUST NOT REVERSE INTO 45° or 60° ANGLE PARKING BAYS. This inconveniences other drivers and can hold up the flow of traffic.




WHERE NOT TO PARK

DOUBLE PARKED between a parked car and the centre of the road. This is an offence even if you are sitting in the vehicle with the motor running.



Obstructing any DRIVERWAY or ENTRANCE. Any vehicle parked which is obstructing the access of another vehicle may be towed away.



WHERE NOT TO PARK

Within 10 metres of an INTERSECTION without traffic lights. This area must be kept clear so other road users have a clear view when approaching and leaving. This distance is measured from the kerbing.

Within 20 metres from an INTERSECTION at which traffic lights are installed.




On or within 20 metres of the approach or 10 metres of the departure side of a PEDESTRIAN CROSSING (this includes school crossings) regardless of whether there are any signs or lines.

Within 20 metres before a BUS STOP or 10 metres after, or any sign stating HAIL BUS HERE.

On any BRIDGE or CULVERT.


On the ADELAIDE CITY COUNCIL PARK LANDS, SQUARES and PUBLIC PLACES.



Within one metre of a FIRE HYDRANT or FIRE PLUG. Fire plugs are indicated by a white post with a red cap adjacent to the kerb.

On a FOOTPATH which is the area from the kerb to the property boundary, this includes lawns and gardens. A FOOTPATH also includes footway, lane or other place made or constructed for the use of pedestrians and not for the use of vehicles. The section of footpath which enables access to premises is part of the footpath and is not available for parking.

WHERE NOT TO PARK



Anywhere, on any road or street, for longer than 24 HOURS. This is an offence and the vehicle may be impounded. To recover the vehicle, costs must be paid which include towing and storage fees.

On any TRAFFIC ISLAND however marked (e.g. roundabout, median strip etc.). A traffic island includes a portion of the road which protrudes from the footpath and is designed to regulate the flow of traffic or divides or marks the end of a zone.

NOTE: It is also an offence to park alongside a traffic island unless signs or road markings advise to the contrary.

FURTHER OFFENCE

A vehicle which has been reported may receive additional penalties for each hour that the offence occurs.

Where the sign indicates a time limit which is less than one hour, a motorist may be reported for a Further Offence for each successive period of the time limit while the vehicle remains parked in the zone when the zone is in operation.

VEHICLE MOVEMENT

It is not sufficient for motorists to swap places with each other at regular intervals and park all day in time limit Parking Zones. Vehicles must be moved away from the time limit area. This enables more motorists to use the available parking spaces.

WHEN THE OWNER IS NOT THE DRIVER

The driver of a motor vehicle is primarily responsible for any parking infringements and all motor vehicle owners are given the opportunity of providing the Council with a Statutory Declaration giving full details of the driver at the time each infringement was committed.


Should the driver not be identified by the owner (e.g. if full name and address is not supplied) then the owner of the motor vehicle may be liable for the infringement under the terms of the legislation.

WHAT ABOUT AT NIGHT AND WEEKENDS?

Seven day trading has operated for several years in the City and some restrictions apply every day. Therefore, not all parking restrictions finish at 5.30pm. Many apply all day and all night. For example, certain areas have special restrictions which apply between 7pm and 7am daily, and there are residential Permit Zones throughout the City and North Adelaide which apply either at all times or outside normal business hours.

These restrictions are enforced after hours in the interest of safety and for the benefit of residents.

RUNDLE MALL AND JAMES PLACE



All vehicular traffic is prohibited in the Mall and northern half of James Place at all times without a Permit (in practice, bicycles are allowed in the Mall provided they are not ridden and do not cause a nuisance or obstruction to pedestrians). Permits may be for any duration of time, from a single entry of say one hour up to a maximum of 12 months.

Permits are obtained from the Approvals Officer, Customer Centre, Ground Floor, 25 Pirie Street, Adelaide 5000, telephone 8203 7457. Permits are subject to a number of conditions, copies of which are also obtainable from the Vehicle Permit Coordinator. The conditions are strictly enforced by our Parking & Information Officers.

Access to the northern half of James Place is prohibited other than from Rundle Mall. Vehicles with a current Rundle Mall Permit must not be in or pass through Rundle Mall after 10am. However, after leaving the Mall they are permitted to remain in the northern half of James Place until 10.30am.

NOTE: It is a popular misconception that Commercial Vehicles are allowed access to the Mall without Permits provided they leave by 10am. **IT IS REITERATED THAT NO ACCESS TO THE MALL OR NORTHERN HALF OF JAMES PLACE IS PERMITTED FOR VEHICLES AT ANY TIME WITHOUT PERMITS.** Offenders are frequently prosecuted.

HOSPITALS AND PARKING

We are aware of the trauma and distress involved when relatives (particularly children) have to be taken to hospital. However, we also have a responsibility to ensure that road safety and access is maintained. For this reason, parking in the vicinity of the hospitals is restricted.

At present, most private hospitals within the City of Adelaide have no on-site parking facilities. However, we recommend you enquire with the hospital prior to arrival to determine if parking is available for short-term purposes. All drivers seeking parking on-street should be aware that all parking in the vicinity of any hospital is subject to time limits and other usual kerbside restrictions.



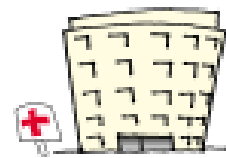
The Royal Adelaide Hospital has on-site parking facilities for patients and visitors. For further information concerning this Hospital, you may wish to refer to www.rah.sa.gov.au. This website includes a map which indicates the locations and access routes to parking facilities. If you are in an emergency situation, appropriate parking should be sought in the grounds.

There are a number of other car parks near this Hospital. The Frome UPark is in Frome Street near the junction with North Terrace and the Wilson Car Park is opposite. Others close by are Centrepont,

above Target on the northeastern corner of Rundle and Pulteney Streets and Rundle UPark which is opposite (above Hungry Jacks).

The Women's & Children's Hospital in North Adelaide has two car parks available for use by the public. The Kermode Street Car Park is on the western side of Kermode Street, opposite the entrance. An hourly rate applies. The Rogerson Car Park is in the basement of the Hospital and can be accessed from Brougham Place via the Emergency Department roadway. A flat rate applies, and you will need to purchase your ticket at the entrance. You may wish to refer to the hospital's map and parking information on www.wch.sa.gov.au.

On-street parking (mainly 1 and 2 hour time limit and ticket parking zones) is available around the hospital, however, the demand for vacant space often exceeds availability. Parking on Sir Edwin Smith Avenue is subject to Bus and No Stopping restrictions at certain hours as this roadway is part of a major traffic thoroughfare into and out of the city. Therefore it is essential that you read all the information on the signs to determine if the zone is suitable for your purposes, considering that many appointments and medical matters may be delayed or extended beyond even the most reasonable expectations. There are also a number of 10-hour parking zones in North Adelaide. These are located on War Memorial Drive, Frome Road, King William Road, Victor Richardson Road, Pennington Terrace and in the South Car Park of the Adelaide Oval. All are within reasonable distance of the Hospital.



We only consider cancelling Infringements if they were incurred as the immediate result of a serious medical emergency, and you can provide official documentation confirming this. We will not cancel Infringements if they were incurred as the result of a delay or extended appointment or attendance. Therefore, drivers should seek parking which is suitable for their purposes, even if this involves parking further away or using an off-street car park.

GENERAL INFORMATION

1. Parking and Information Officers can place erasable marks on tyres. It is an offence to erase these marks without lawful authority.
2. A litter offence is committed if an infringement notice or other litter is left on the ground in a public place.

HOW WELL DO YOU KNOW THE AUSTRALIAN ROAD RULES

1. Q Can I park on the grass verge outside my home?
A No. It's illegal to park on a footpath.
2. Q If I'm in a Parking Zone with a time limit can I move the car to a nearby parking space when the time expires so I can stay longer?
A Yes, but ONLY if the vehicle has first been removed completely from the parking area.
3. Q Can I park my semi-trailer in the street all day?
A No. A long vehicle (including a car with a caravan or trailer attached) that exceeds 7.5 metres in overall length can be parked no longer than one hour, day or night, in unrestricted parking areas unless loading or unloading is taking place. Note: Long vehicles are bound by normal time restrictions in zoned areas.
4. Q Am I parallel parked legally as long as the wheels of my vehicle are inside the line markings on the road?
A No. No part of the vehicle must overhang the line marking.
5. Q When can I park my car in a Bus Zone?
A Never. Not even for the purpose of the immediate setting down or picking up of a passenger.
6. Q I am the owner of a Range Rover. I wish to collect a personal computer terminal from a firm in Hindmarsh Square. How long am I allowed to park in the nearest Loading Zone?
A A vehicle of the Range Rover type is a vehicle classed as a station wagon or station sedan and is excluded from the definitions of a "Commercial Vehicle" under the legislation. The maximum time such a vehicle may remain in a Loading Zone is for no longer than such time as is necessary to complete the dropping off or picking up of goods that are difficult to handle because of weight or size, but in any event for no longer than such time indicated on the signs (usually 10 minutes).
7. Q My vehicle is registered as a Bus. I understand I can leave it parked in a Bus Zone while I grab a cup of coffee?
A Wrong. Only a Public Bus and other specially licensed vehicles under the Road Traffic Act 1961 engaged in scheduled services may park in a Bus Zone. See the comments under the Bus Zone section.
8. Q I was sitting in my car with the engine running in a Loading Zone waiting to pick up my wife and her shopping. I was furious to get a parking ticket. Surely the Parking Officer had no right to book me in these circumstances?
A The Parking and Information Officer correctly reported your vehicle. Waiting is not permitted in a Loading Zone.
9. Q I parked in a Ticket Parking Zone. I had a valid ticket displayed on the driver's side of the dashboard of my car. When I returned to the vehicle I saw a Parking and Information Officer issuing an Infringement Notice. I asked her why and she said she could not read the ticket from the passenger's side of the vehicle. I accept it may have been difficult to read from the footpath but did she have the right to book me?
A Yes. The ticket must be displayed on the passenger's side or side nearest the kerb and in such a position that it is readable to anyone standing on the footpath alongside the vehicle.
10. Q I parked my motorcycle well within the road markings of a parking bay in a Parking Zone. There was plenty of room for my bike even though a small car was already parked in the bay. Is it alright to do this?
A No. Only one vehicle is permitted to park in a parking bay, regardless of size. However, more than one motorcycle is permitted to park in a car parking bay providing there is no car already parked there, and each motorcycle must have one wheel as close as possible to the kerb

HOW WELL DO YOU KNOW THE AUSTRALIAN ROAD RULES


11. Q I own a removal business and use a truck over 7½ metres in length. How long can I park in:-
 (a) A Loading Zone?
 (b) A Parking Area with a time limit?
 (c) A Parking Area without a time limit?
 A (a) 30 minutes (provided loading or unloading is actively taking place).
 (b) Whatever the time limit is for that zone.
 (c) One hour unless it is being loaded or unloaded and is parked for no longer than such time as is necessary to complete the loading or unloading.
- Special permission can be obtained for extended parking for removal trucks in time limit zones providing the task is for less than one day. For tasks that require more than one day, Temporary Parking Controls should be considered. The cost for Temporary Parking Controls is available from the Fees and Charges Schedule or from the Customer Centre on 8203 7203.
12. Q I sometimes attach my trailer for various purposes when I drive in the City. Together the car and trailer are over 7 ½ metres in length. Does this make my car a “Long Vehicle” for the purpose of the legislation?
 A Yes.
13. Q If I park my vehicle and trailer in a Loading Zone how long am I allowed to have to load/unload under the Australian Road Rules?
 A There are no special provisions for vehicles with trailers attached in Loading Zones. That being so, if the towing vehicle is a Commercial Vehicle the maximum time is 30 minutes. If the towing vehicle is a non-Commercial Vehicle the maximum time is as indicated on the signs (usually 10 minutes) PROVIDED IN EACH CASE LOADING/UNLOADING IS ACTUALLY TAKING PLACE.
14. Q My vehicle is a Long Vehicle (i.e. over 7 ½ metres in length). How long can I park in an angle Parking Zone?
 A You can not park in angle parking bays and should find alternative parallel parking.
15. Q My vehicle is a long vehicle. Am I allowed to parallel park in a Parking Zone and use more than one space?
 A Yes. But only where parallel parking is permitted.
16. Q I had friends to stay at the weekend. As I have car space for one vehicle only on my property, I allowed my friends to park their car on the road across the entrance to my property. As I gave them permission to obstruct my entrance, could their vehicle still be booked?
 A Yes. The Australian Road Rules is Parliamentary legislation and only the Council has statutory power to waive them in appropriate circumstances.
17. Q I parked in a 15 minute Parking Zone to collect a prescription from my doctor. I was delayed and did not return for over 45 minutes. I was horrified to see I had been given 3 Infringement Notices. One for exceeding the time limit and 2 for further offences. Was the Parking & Information Officer right in booking me that way?
 A Yes. It is the driver’s responsibility to park in an appropriate place to allow sufficient time even if their business is delayed. Further offences occur when a vehicle remains parked for successive periods of time that equal the time limit for the zone in which the vehicle is parked.
18. Q My car is a utility. I understand I can park in a Parking Area where vehicle bays are marked out even if my load is overhanging the space?
 A Wrong. The Australian Road Rules provide the total width/length of a vehicle (including the load) must be completely within the confines of the parking bay or space.

HOW WELL DO YOU KNOW THE AUSTRALIAN ROAD RULES

19. Q I double parked for a few seconds in Pirie Street while I dropped off my wife. I saw a Parking and Information Officer and wondered if she could have booked me as I drove off before she could fasten an infringement notice on my car?
- A There is no requirement under the Australian Road Rules for an Officer to place an Infringement notice on a vehicle and the notice can be posted to the registered owner or driver.
20. Q I have received a "Reminder Notice" from the Council in respect of a parking infringement which tells me I can complete a statutory declaration if my car was being driven by someone else at the time of the offence. Several people drive my car and I can't remember who was driving at the time. If I tell the Council I don't know who was driving, can they still prosecute me?
- A Yes. The owner of the vehicle may be legally responsible for the Parking Infringements unless he or she provides the full name and address of the driver at the time.
21. Q I used to own a Datsun 120Y, but sold it over a year ago through an advertisement in the paper. I didn't bother to retain the part of the vehicle transfer form headed "Disposal Notice" and realise now I broke the law by not doing so. In fact I signed the form and just handed the papers to the buyer. I figured it was his car now and he said he would see to the formalities of the transfer at the Motor Registration Division. Three months later I started getting a whole series of parking infringement notices. I rang the Council to find out what was going on and they said I was still the registered owner of the vehicle. What do I do now?
- A (1) Provide a statutory declaration to the Council immediately giving the full name and address of the buyer of the vehicle together with a copy of any sale notice to back up your claim.
NOTE: If you do not provide a statutory declaration within 21 days of receiving the "Reminder Notice" from the Council or provide proof of sale, you may be held responsible for the parking infringements as "the owner" of the vehicle.
(2) You should also approach Transport SA to resolve the situation concerning ownership of the vehicle.
22. Q I parked in a Parking Zone where I was required to purchase a ticket from a Ticket Dispensing Device. I put in three coins but one coin went straight through the machine and it issued me with a ticket for 30 minutes only. I borrowed another coin from my son and put it in the machine but it issued me with another 30 minute ticket with the time overlapping the first one. What do I do now?
- A Display both tickets on the dashboard on the passenger side (i.e. nearest the kerb) of the vehicle. Instructions on ticket dispensing machines state that the ticket issuing button should not be pressed until sufficient time is indicated on the machine's visual display panel.
23. Q I had a doctor's appointment in town and I was late. I cruised around for ages looking for somewhere to park near the surgery but all spaces were full up. Eventually I spotted a place I thought I could just squeeze into although it did mean my car was across an entrance to a building. I knew I wouldn't be long and the building didn't look used. When I returned my car had gone and someone told me my car had been towed away. What do I do now?
- A Call the Police. They will advise you whether your car has been towed away by the Police or the Council and if so who to contact to arrange recovery.
24. Q I parked in a Ticket Parking Zone but someone had vandalised the machine. I understand I can park all day in those circumstances without payment?
- A Wrong. The time limit still applies, even though you don't have to make payment. In some instances the machine may display an instruction that tickets must be purchased from another machine in the same zone.

HOW WELL DO YOU KNOW THE AUSTRALIAN ROAD RULES

25. Q My vehicle broke down and I had to leave it in a No Stopping Zone. What should I do to avoid getting infringement notices?
A If your vehicle is disabled in a No Stopping Zone, immediate action must be taken to resolve the situation by seeking assistance or arranging for the vehicle to be towed away. You should always leave a note in a prominent position on the passenger side of the vehicle (i.e. side nearest the kerb) and ring the Council. If you do receive an infringement notice you will be required to produce documentary evidence (e.g. a letter from the RAA or similar service provider confirming that the vehicle was in fact broken down).
26. Q My child had a seizure and I had to rush her to the Women's & Children's Hospital. There was nowhere to park and I had to leave the vehicle partially in a No Stopping Zone. When I came out I had received an infringement notice. What should I do?
A Obtain a statement from the Hospital's Freedom of Information Officer in support of your claim that it was an emergency situation and send it immediately to Customer Service, GPO Box 2252, Adelaide SA 5001 quoting the reference number of the infringement notice and/or your vehicle registration details.
27. Q Can a holder of a current Disabled Person's Permit purchase a ticket to park in Pirie Street which expires at 3.30pm and still have the 90 minutes concession, even though the zone changes to "No Standing" at 4pm.
A No. The 90 minute concession is only applicable while the time limit Parking Zone is in operation. Please note that the Adelaide City Council does not require a Disabled Person's Permit holder to purchase a ticket in a Ticket Parking Zone. However, the time restrictions still apply.
28. Q Can I buy a ticket from a machine before the time starts at 9am?
A Yes, providing there are no other restrictions in force, tickets can be purchased from 6.30am with the time calculated from 9am.



HOW WELL DO YOU KNOW THE AUSTRALIAN ROAD RULES

29. Q Do parking restrictions apply on public holidays and am I still required to make payment for ticket parking?
- A Time limits in on-street permissive parking areas do not apply on public holidays and payment is not required for ticket parking areas. This does not include off street ticket machine car parks which operate normally on public holidays.
- However, any area covered by prohibited distances or indicated by a continuous yellow edge line is applicable at all times, as are the requirements regarding angle parking and parallel parking.
- Restricted areas such as No Stopping Zones, No Parking Zones, Loading Zones, Bus Zones, Taxi Zones and Permit Zones are applicable if the signs indicate that the restriction is:
- o At All Times
 - o Any Day
 - o At Other Times
 - o Including Public Holidays
- It is vital to read all signs that apply to the zone in which you are parking your vehicle.**
30. Q I am a tradesperson working in the City and parked in a loading zone can I park for longer than the period allowed?
- A Tradespeople cannot park for longer than the period allowed in a Loading Zone, however, when they have active work to be completed in the City they may request to park in a time limit or ticket parking area by phoning our Radio Room on 8203-7516 to arrange an extension for the time required. Extensions are granted on a case-by-case basis having regard for congestion in the area requested and any other alternatives that may be available. Generally this will be for a one to two hour period but only in exceptional circumstances will it exceed a half-day.
31. Q Can I park in my driveway, even though it blocks the footpath?
- A No. That part of the driveway must be clear at all times for the safety of pedestrians.